

**Northern Cheyenne
Tribe Hazard
Mitigation Plan**

HMP Kick-Off Meeting
December 16, 2021

Logo: A blue square with a white 'X' and a white 'je' logo.

1

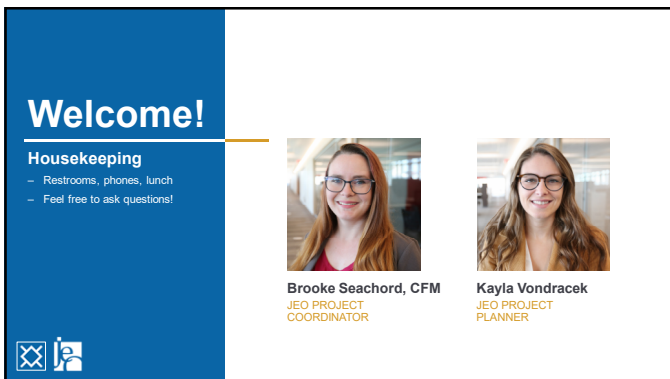


Agenda

- 01 **Introductions & Housekeeping**
- 02 **Wildfire Event Update**
- 03 **HMP Overview & Components**
 - Goals & Objectives
 - Hazards to be Profiled
- 04 **Lunch**
- 05 **Stakeholder & Public Involvement**
- 06 **Planning Process**
- 07 **Next Steps**

Logo: A blue square with a white 'X' and a white 'je' logo.


2




Welcome!

Housekeeping

- Restrooms, phones, lunch
- Feel free to ask questions!



Brooke Seachord, CFM
JEO PROJECT
COORDINATOR



Kayla Vondracek
JEO PROJECT
PLANNER

Logo: A blue square with a white 'X' and a white 'je' logo.

3

Wildfire Event Update

- Site Surveys
- Estimated Damages and Impacts
- Long term recovery efforts



4

What is Hazard Mitigation?

FEMA defines Mitigation as:
 "...efforts to reduce loss of life and property by lessening the impact of disasters; taking action now—before the next disaster—to reduce human and financial consequences later (analyzing risk, reducing risk, insuring against risk)."

HMPs are **community driven, living documents** which evaluate local risks and vulnerabilities to a range of natural and man-made hazards and identify strategies to reduce those risks.



5

Why Develop and Update the Plan?

- Provides the foundation for a stronger, more resilient tribal community
- Federal regulations require HMPs for jurisdictions to be eligible for FEMA Grant Programs
- HMPs must be updated and approved by FEMA every 5 years
- And...

Mitigation Works!

On average, a dollar spent on mitigation saves \$6 in future disaster costs


- Multi-Hazard Mitigation Council of the National Institute of Building Sciences

<https://www.nibs.org/projects/natural-hazard-mitigation-saves-2019-report>




6


FEMA Mitigation Funding



- Triggered by presidential disaster declaration
- Open applications; awards based on available funding



- \$25 million set aside for Tribes, \$1 million per applicant
- National Set-Aside: \$919M in 2021
- Application period: Oct – Jan; Award: Aug–Oct
- Can submit NOI at any time



- Annual appropriation (\$160M in 2021)
- FEMA administered
- 75/25 cost share
 - Up to 100% for severe repetitive loss properties.

7

Other Funding Opportunities


HMP projects are not just for FEMA funds!

- Community Development Block Grants (CDBG)
- Housing Improvement Program (HIP)
- Drinking Water State Revolving Funds (SRF)
- Indian Environmental General Assistance Program


- Environmental Planning and Historic Preservation
- United States Department of Agriculture – loans/grants
- Climate Adaptation Fund/Tribal Climate Resilience Program
- Environmental Quality Incentives Program (EQIP)

8


Types of Eligible Projects




Building Codes Adoption and Enforcement




Streambank or Hillside Stabilization




Tribal Power Microgrid




Backup Generators



Plan Development: HMPs, CWPPs, Climate Action Plans



Flood Mitigation Projects



Hazardous Fuels Reduction

9

What Will the Plan Include?

Plan Includes Sections on:

- Description of Planning Process
- Planning Area Profile – demographics, at-risk facilities, cultural resources, transportation corridors, and much more
- Discussion of Local Capabilities
- Hazard Specific Risk Assessment
- Mitigation Actions and Strategies
- Plan Implementation and Maintenance

Emphasis on Resiliency and Local Resources

10

What is Required to Participate?

- Attend Local Planning Team Meetings**
- Provide Local Data**
Plans, past damage estimates, local testimony, etc.
- Identify Mitigation Actions**
- Review Plan Drafts**
Adopt the plan by resolution during review period

11

Planning Team Responsibilities

- Assist in Coordination**
 - Provide guidance and input to the planning process through the duration of the project
 - Review and evaluate mitigation projects/ action items
 - Ensure that adequate support is being provided to the planning process
- Assist in Gathering Data**
 - Work closely with JEO Consulting Group to review local data
 - Assist with identification and collection of local data relevant to the plan update
- Assist in Dissemination of Information**
 - Encourage communication with all participants
 - Disseminate information at public events
 - Communications management for dissemination of information to local outlets
- Attend Meetings**
 - Attend public meetings
 - Meet throughout the plan development process to assess and direct progress of the mitigation plan

12


In-Kind Tracking

FEMA grant used for this planning process

- 75% Federal funds, 25% local match
- In-kind labor being used for local match

Please track your time!


- Report all time to Angel spent working on the HMP
- Collecting data, filling out worksheets, phone calls about the plan, attending meetings
- Mileage also counts!




13

Hazard Mitigation Plan Goals


Goals will help drive the HMP forward, improve resiliency, and promote long-term sustainability



What does the tribe want out of this planning process?



How are we going to get there?



14

Suggestions for Goals

Protect Residents from Hazard Events

Protect Existing and Future Structures in Hazard Areas

Protect and Preserve the Natural Environment

Increase Public Awareness and Education about Hazard Events

Support and Assist Tribal Mitigation Capabilities and Efforts



15

Potential Hazards to Address

- Drought & Extreme Heat*
- Earthquake*
- Flooding*
 - Includes Dam Failure
- Hazardous Materials*
 - Fixed Site and Transportation
- Public Health*
 - Include agriculture, wildlife, epidemics, water quality
- Thunderstorms*
 - Includes Hail, Lightning
- Terrorism
- Tornadoes and High Winds
- Volcanic Eruption*
- Wildfire*
- Winter Storms*
 - Includes Extreme Cold
- *Landslide or Avalanche**
- *Power Outages/Loss of Communication*

16

Potential Stakeholders

Who should be included in the planning process?

- Utilities
- Schools and Colleges
- Health Care Facilities
- Non-profit Groups
- Local Businesses
- Housing Authority
- Economic Development
- Board of Health
- Fire Districts/Depts
- Neighboring communities, counties, and tribes
- State/Federal Agencies
- Others?

17

Public Involvement

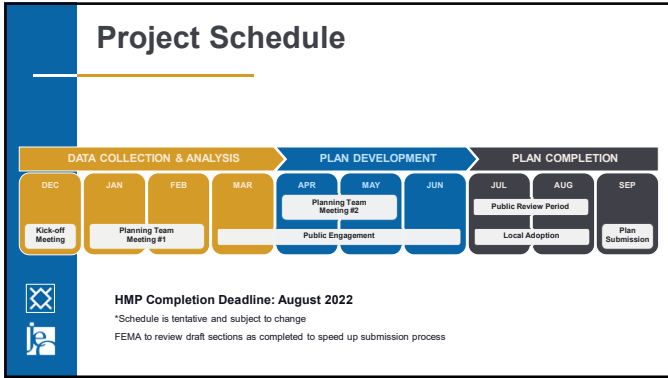
How do you define "the public"?

What are the best methods to involve the public?

Potential Strategies:

- Project Website - <https://jeo.com/nct-hmp>
- Project Flyer
- Press Release/Announcement Letter
- Public Survey
- Social Media Engagement
- Council/District Agenda Item
- Public Review Period – Open Comment Forum

18



19

Next Steps

Tribal Action Items

- Invite others to participate
 - Involve stakeholder groups
 - Send specific contacts to Brooke!
 - Share flyer/press release
- Visit project website: <https://jeo.com/nct-hmp>
- Collect plans/ organize resources
- Track time!

JEO Action Items

- Schedule Round 2 meetings
- Develop public engagement materials
- Begin data collection/analysis

20

Project Contacts

JEO Consulting Group
 Brooke Seachord | 402.474.8741
 bseachord@jeo.com
 Becky Appleford | 402.392.9915
 rappleford@jeo.com
 Kayla Vondracek | 402.474.8754
 kvondracek@jeo.com

Northern Cheyenne Tribe
 Angel Becker | 406.855.9928
 a.beckerncdes@gmail.com

21
